

# Variables, Expressions, and Statements

## Chapter 2



Python for Everybody  
[www.py4e.com](http://www.py4e.com)



# Constants

- **Fixed values** such as numbers, letters, and strings, are called “**constants**” because their value does not change

- Numeric **constants** are as you expect

- String **constants** use single quotes (') or double quotes (")

```
>>> print(123)
```

```
123
```

```
>>> print(98.6)
```

```
98.6
```

```
>>> print('Hello world')
```

```
Hello world
```

# Reserved Words

You cannot use **reserved words** as variable names / identifiers

False	await	else	import	pass
None	break	except	in	raise
True	class	finally	is	return
and	continue	for	lambda	try
as	def	from	nonlocal	while
assert	del	global	not	with
async	elif	if	or	yield

# Variables

- A **variable** is a named place in the memory where a programmer can store data and later retrieve the data using the **variable** “name”
- Programmers get to choose the names of the **variables**
- You can change the contents of a **variable** in a later statement

**x** = 12.2

**y** = 14

**x** 12.2

**y** 14

# Variables

- A **variable** is a named place in the memory where a programmer can store data and later retrieve the data using the **variable** “name”
- Programmers get to choose the names of the **variables**
- You can change the contents of a **variable** in a later statement

**x** = 12.2

**y** = 14

**x** = 100

**x** ~~12.2~~ 100

**y** 14

# Python Variable Name Rules

- Must start with a letter or underscore \_
- Must consist of letters, numbers, and underscores
- Case Sensitive

**Good:** spam eggs spam23 \_speed

**Bad:** 23spam #sign var.12

**Different:** spam Spam SPAM

# Mnemonic Variable Names

- Since we programmers are given a choice in how we choose our variable names, there is a bit of “best practice”
- We name variables to help us remember what we intend to store in them (“**mnemonic**” = “memory aid”)
- This can confuse beginning students because well-named variables often “sound” so good that they must be keywords

<http://en.wikipedia.org/wiki/Mnemonic>

```
x1q3z9ocd = 35.0  
x1q3z9afd = 12.50  
x1q3p9afd = x1q3z9ocd * x1q3z9afd  
print(x1q3p9afd)
```

What is this bit of  
code doing?

```
x1q3z9ocd = 35.0  
x1q3z9afd = 12.50  
x1q3p9afd = x1q3z9ocd * x1q3z9afd  
print(x1q3p9afd)
```

```
a = 35.0  
b = 12.50  
c = a * b  
print(c)
```

What are these bits  
of code doing?

```
x1q3z9ocd = 35.0
x1q3z9afd = 12.50
x1q3p9afd = x1q3z9ocd * x1q3z9afd
print(x1q3p9afd)
```

```
a = 35.0
b = 12.50
c = a * b
print(c)
```

What are these bits  
of code doing?

```
hours = 35.0
rate = 12.50
pay = hours * rate
print(pay)
```

# Sentences or Lines

<code>x = 2</code>	←	Assignment statement
<code>x = x + 2</code>	←	Assignment with expression
<code>print(x)</code>	←	Print statement

Variable

Operator

Constant

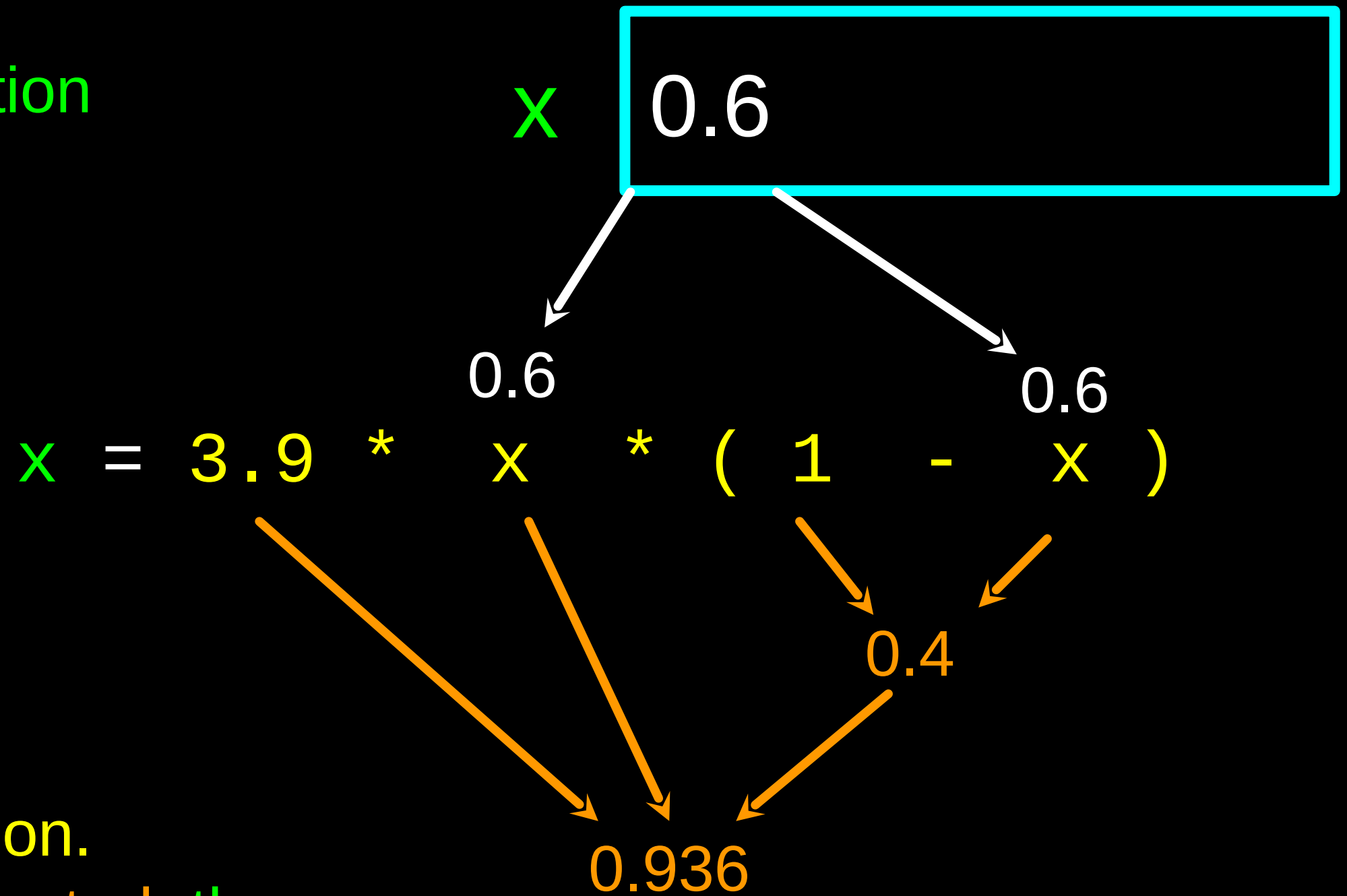
Function

# Assignment Statements

- We assign a value to a variable using the assignment statement (=)
- An assignment statement consists of an **expression on the right-hand side** and a **variable** to store the result

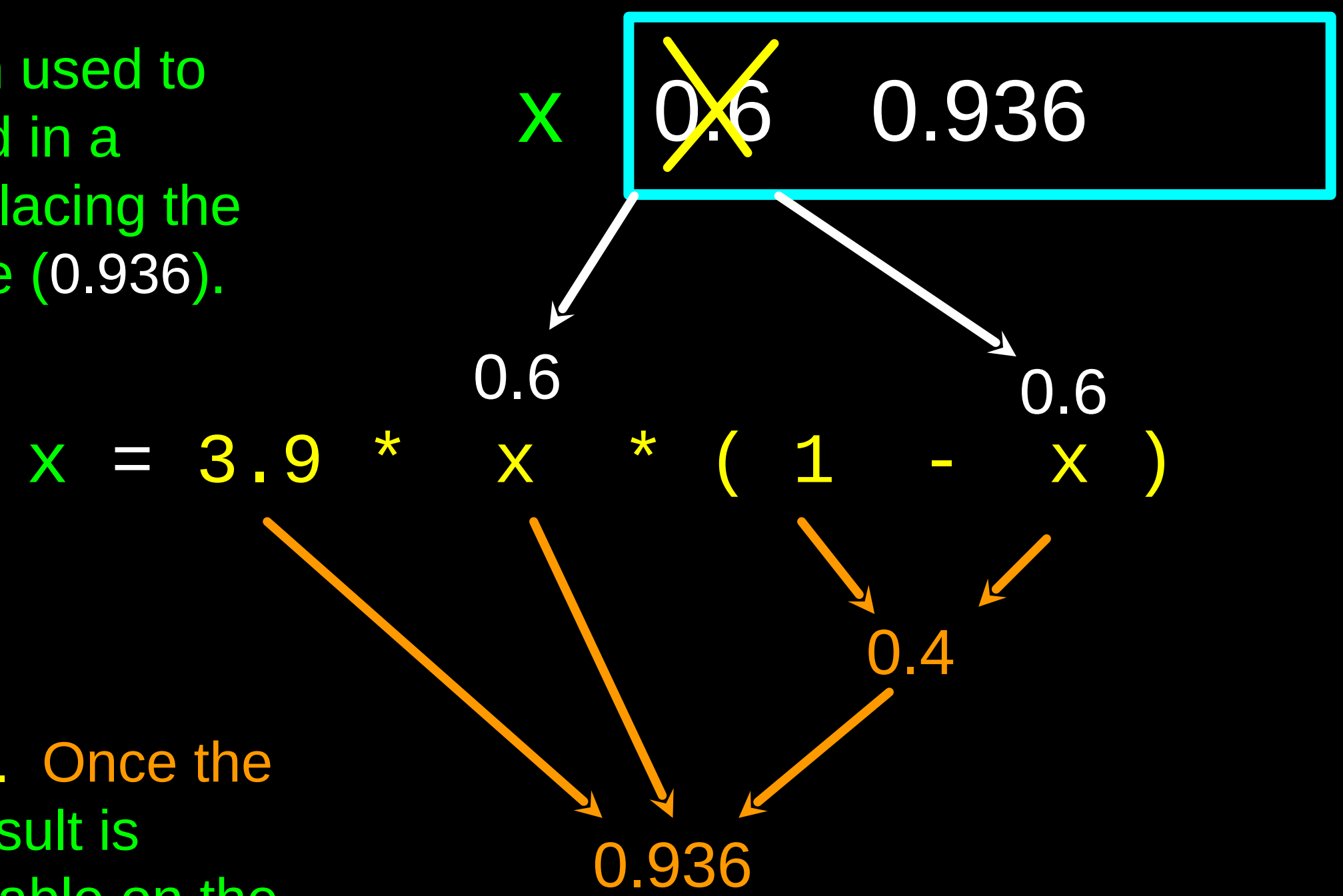
$$x = 3.9 * x * (1 - x)$$

A variable is a memory location used to store a value (0.6)



The right side is an expression.  
Once the expression is evaluated, the result is placed in (assigned to) x.

A variable is a memory location used to store a value. The value stored in a variable can be updated by replacing the old value (0.6) with a new value (0.936).



The right side is an expression. Once the expression is evaluated, the result is placed in (assigned to) the variable on the left side (i.e.,  $x$ ).

Expressions...

# Numeric Expressions

- Because of the lack of mathematical symbols on computer keyboards - we use “computer-speak” to express the classic math operations
- Asterisk is multiplication
- Exponentiation (raise to a power) looks different than in math

Operator	Operation
+	Addition
-	Subtraction
*	Multiplication
/	Division
**	Power
//	Floor Division
%	Remainder

# Numeric Expressions

```
>>> xx = 2
>>> xx = xx + 2
>>> print(xx)
4
>>> yy = 440 * 12
>>> print(yy)
5280
>>> zz = yy / 1000
>>> print(zz)
5.28
```

```
>>> jj = 23
>>> kk = jj % 5
>>> print(kk)
3
>>> print(4 ** 3)
64
>>> print(23 // 5)
4
```

4 R 3

$$\begin{array}{r} 5 \overline{) 23} \\ \underline{20} \\ 3 \end{array}$$

Operator	Operation
+	Addition
-	Subtraction
*	Multiplication
/	Division
**	Power
//	Floor Division
%	Remainder

# Order of Evaluation

- When we string operators together - Python must know which one to do first
- This is called “operator precedence”
- Which operator “takes precedence” over the others?

$x = 1 + 2 * 3 - 4 / 5 ** 6$

# Operator Precedence Rules

Highest precedence rule to lowest precedence rule:

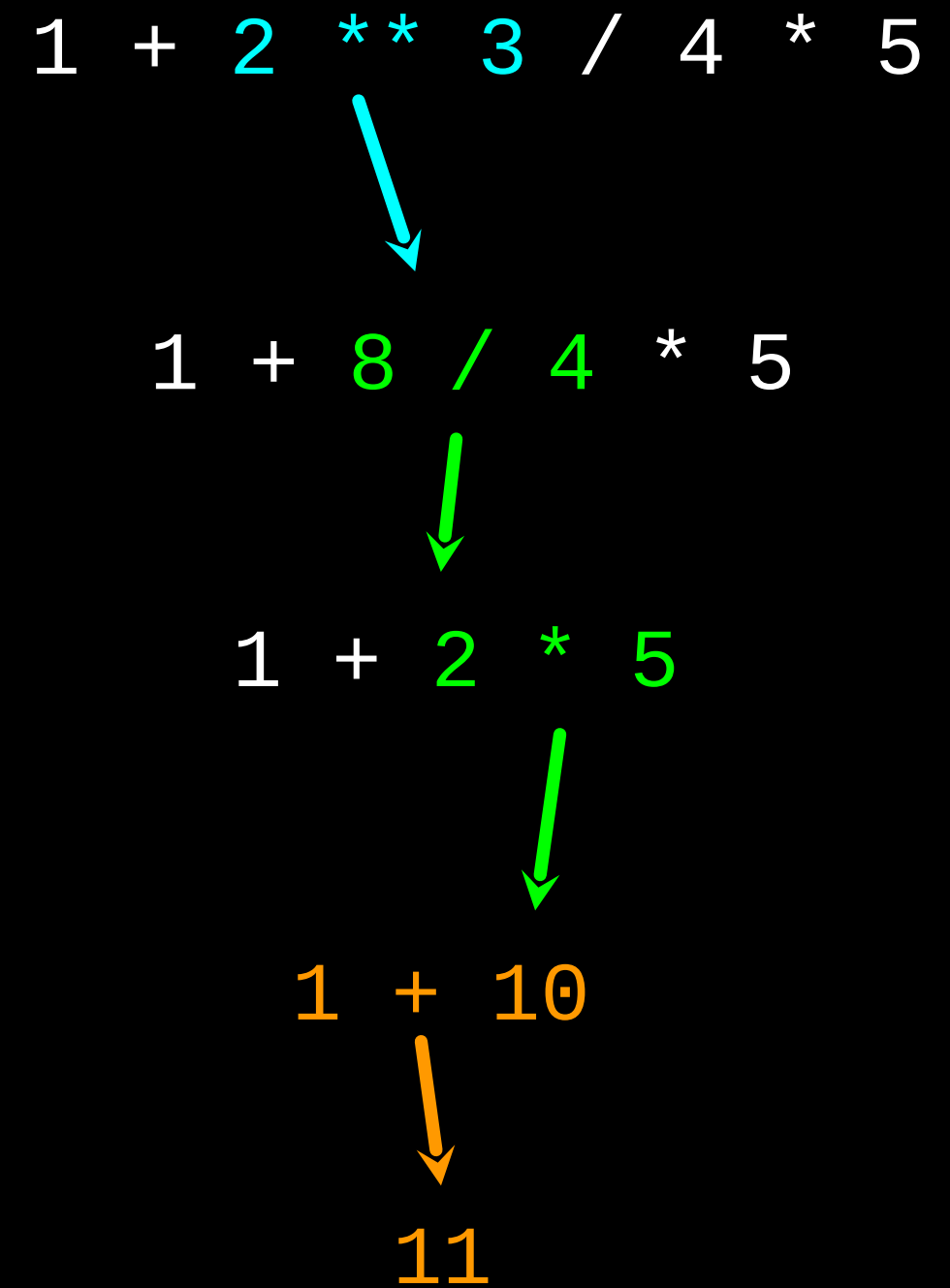
- Parentheses are always respected
- Exponentiation (raise to a power)
- Multiplication, Division, Floor Division, and Remainder
- Addition and Subtraction
- Left to right

Parenthesis  
Power  
Multiplication  
Addition  
Left to Right



```
>>> x = 1 + 2 ** 3 / 4 * 5
>>> print(x)
11.0
>>>
```

Parenthesis  
Power  
Multiplication  
Addition  
Left to Right



# Operator Precedence

- Remember the rules top to bottom
- When writing code - use parentheses
- When writing code - keep mathematical expressions simple enough that they are easy to understand
- Break long series of mathematical operations up to make them more clear

Parenthesis  
Power  
Multiplication  
Addition  
Left to Right



# What Does “Type” Mean?

- In Python variables, literals, and constants have a “**type**”
- Python knows the **difference** between an integer number and a string
- For example “**+**” means “addition” if something is a number and “concatenate” if something is a string

```
>>> ddd = 1 + 4
>>> print(ddd)
5
>>> eee = 'hello ' + 'there'
>>> print(eee)
hello there
```

**concatenate = put together**

# Type Matters

- Python knows what “**type**” everything is
- Some operations are prohibited
- You cannot “add 1” to a string
- We can ask Python what type something is by using the **type()** function

```
>>> eee = 'hello ' + 'there'
>>> eee = eee + 1
Traceback (most recent call last):
File "<stdin>", line 1, in
<module>
TypeError: can only concatenate
str (not "int") to str
>>> type(eee)
<class 'str'>
>>> type('hello')
<class 'str'>
>>> type(1)
<class 'int'>
>>>
```

# Several Types of Numbers

- Numbers have two main types
  - **Integers** are whole numbers:  
-14, -2, 0, 1, 100, 401233
  - **Floating Point Numbers** have decimal parts: -2.5 , 0.0, 98.6, 14.0
- There are other number types - they are variations on float and integer

```
>>> xx = 1
>>> type(xx)
<class 'int'>
>>> temp = 98.6
>>> type(temp)
<class 'float'>
>>> type(1)
<class 'int'>
>>> type(1.0)
<class 'float'>
>>>
```

# Type Conversions

- When you put an integer and floating point in an expression, the integer is **implicitly** converted to a float
- You can control this with the built-in functions `int()` and `float()`

```
>>> print(float(99) + 100)
199.0
>>> i = 42
>>> type(i)
<class 'int'>
>>> f = float(i)
>>> print(f)
42.0
>>> type(f)
<class 'float'>
>>>
```

# Division

Dividing integers and floating point numbers using the `/` operator always produces a floating point result.

```
>>> print(10 / 2)
5.0
>>> print(9 / 2)
4.5
>>> print(99 / 100)
0.99
>>> print(10.0 / 2.0)
5.0
>>> print(99.0 / 100.0)
0.99
```

# Floor Division

Division using `//` operator always produces a result that is the floor of the division - meaning the result is ***rounded down*** to the nearest integer value.

```
>>> print(10 // 2)
5.0
>>> print(9 // 2)
4
>>> print(99 // 100)
0
>>> print(-7.0 // 2.0)
-4.0
>>> print(7.0 // 2.0)
3.0
>>> print(5 // 2)
2
```

# String Conversions

- You can also use `int()` and `float()` to convert between strings and integers
- You will get an `error` if the string does not contain numeric characters

```
>>> sval = '123'
>>> type(sval)
<class 'str'>
>>> print(sval + 1)
Traceback (most recent call last):
  File "<stdin>", line 1, in <module>
TypeError: can only concatenate str
(not "int") to str
>>> ival = int(sval)
>>> type(ival)
<class 'int'>
>>> print(ival + 1)
124
>>> nsv = 'hello bob'
>>> niv = int(nsv)
Traceback (most recent call last):
  File "<stdin>", line 1, in <module>
ValueError: invalid literal for int()
with base 10: 'x'
```

# User Input

- We can instruct Python to pause and read data from the user using the `input()` function
- The `input()` function returns a string

```
name = input('Who are you? ')  
print('Welcome', name)
```

```
Who are you? Chuck  
Welcome Chuck
```

# Converting User Input



- If we want to read a number from the user, we must convert it from a string to a number using a type conversion function
- Later we will deal with bad input data

```
floor = input('Europe floor?')  
us_floor = int(floor) + 1  
print('US floor', us_floor)
```

Europe floor? 0  
US floor 1

# Comments in Python

- Anything after a `#` is ignored by Python
- Why comment?
  - Describe what is going to happen in a sequence of code
  - Document who wrote the code or other ancillary information
  - Turn off a line of code - perhaps temporarily

```
# Get the name of the file and open it
name = input('Enter file:')
handle = open(name, 'r')

# Count word frequency
counts = dict()
for line in handle:
    words = line.split()
    for word in words:
        counts[word] = counts.get(word,0) + 1

# Find the most common word
bigcount = None
bigword = None
for word,count in counts.items():
    if bigcount is None or count > bigcount:
        bigword = word
        bigcount = count

# All done
print(bigword, bigcount)
```

# Summary

- Type
- Reserved words
- Variables (mnemonic)
- Operators
- Operator precedence
- Integer Division
- Floor Division
- Conversion between types
- User input
- Comments (#)

## Exercise

Write a program to prompt the user for hours and rate per hour to compute gross pay.

Enter Hours: 35

Enter Rate: 2.75

Pay: 96.25



# Acknowledgments / Contributions



These slides are Copyright 2010- Charles R. Severance ( [www.dr-chuck.com](http://www.dr-chuck.com)) of the University of Michigan School of Information and made available under a Creative Commons Attribution 4.0 License. Please maintain this last slide in all copies of the document to comply with the attribution requirements of the license. If you make a change, feel free to add your name and organization to the list of contributors on this page as you republish the materials.

Initial Development: Charles Severance, University of Michigan School of Information

Contributors: Louis Aloia, North Central College